



Connectors > Power Connectors > Rectangular Power > Rectangular Power Connectors



Rectangular Power Connector Type: **Housing**

Connector & Housing Type: **Receptacle**

Connector System: **Wire-to-Wire**

Number of Positions: **4**

Centerline (Pitch): **5.08 mm [.2 in]**

Features

Product Type Features

Rectangular Power Connector Type	Housing
Connector & Housing Type	Receptacle
Connector System	Wire-to-Wire
Sealable	No
Connector & Contact Terminates To	Wire & Cable

Configuration Features

Number of Positions	4
Number of Rows	1

Electrical Characteristics

Operating Voltage	250 VAC
-------------------	---------

Contact Features

Contact Layout	Inline
Contact Retention Within Housing	Without
Contact Type	Pin



Termination Features

Termination Method to Wire & Cable	Crimp
------------------------------------	-------

Mechanical Attachment

Panel Mount Feature	Without
Connector Mounting Type	Cable Mount (Free-Hanging)

Housing Features

Centerline (Pitch)	5.08 mm [.2 in]
Housing Color	Black
Housing Material	Nylon

Usage Conditions

Operating Temperature Range	-55 – 105 °C [-67 – 221 °F]
-----------------------------	-----------------------------

Operation/Application

Circuit Application	Power & Signal
---------------------	----------------

Identification Marking

Circuit Identification Feature	With
--------------------------------	------

Industry Standards

UL Flammability Rating	UL 94V-2
Glow Wire Rating	Standard Part - Not Glow Wire
UL Rating	Certified, Recognized
Agency/Standard Number	E28476
CSA File Number	LR16455
VDE Tested	No
Agency/Standard	CSA, UL

Packaging Features

Packaging Method	Package
Packaging Quantity	1

Other

For Use With	Socket (Plug) Housing
--------------	-----------------------

Product Compliance

[For compliance documentation, visit the product page on TE.com>](#)





















EU RoHS Directive 2011/65/EU	Compliant
EU ELV Directive 2000/53/EC	Compliant
China RoHS 2 Directive MIIT Order No 32, 2016	No Restricted Materials Above Threshold
EU REACH Regulation (EC) No. 1907/2006	Current ECHA Candidate List: JUNE 2022 (224) Candidate List Declared Against: JUNE 2022 (224) Does not contain REACH SVHC
Halogen Content	Low Halogen - Br, Cl, F, I < 900 ppm per homogenous material. Also BFR/CFR/PVC Free
Solder Process Capability	Not applicable for solder process capability

Product Compliance Disclaimer









This information is provided based on reasonable inquiry of our suppliers and represents our current actual knowledge based on the information they provided. This information is subject to change. The part numbers that TE has identified as EU RoHS compliant have a maximum concentration of 0.1% by weight in homogenous materials for lead, hexavalent chromium, mercury, PBB, PBDE, DBP, BBP, DEHP, DIBP, and 0.01% for cadmium, or qualify for an exemption to these limits as defined in the Annexes of Directive 2011/65/EU (RoHS2). Finished electrical and electronic equipment products will be CE marked as required by Directive 2011/65/EU. Components may not be CE marked. Additionally, the part numbers that TE has identified as EU ELV compliant have a maximum concentration of 0.1% by weight in homogenous materials for lead, hexavalent chromium, and mercury, and 0.01% for cadmium, or qualify for an exemption to these limits as defined in the Annexes of Directive 2000/53/EC (ELV). Regarding the REACH Regulation, the information TE provides on SVHC in articles for this part number is based on the latest European Chemicals Agency (ECHA) 'Guidance on requirements for substances in articles' posted at this URL: <https://echa.europa.eu/guidance-documents/guidance-on-reach>

Compatible Parts

 <p>TE Part # 60619-5 CMNL SOK AUBR L/P</p>	 <p>TE Part # 60617-5 CMNL SOK AUBR L/P</p>	 <p>TE Part # 60618-5 CMNL PIN AUBR L/P</p>	 <p>TE Part # 60617-4 CMNL SOK PTPPHBZ L/P</p>
 <p>TE Part # 61173-1 CMNL SOK 30-22 PTBR L/P</p>	 <p>TE Part # 60619-1 CMNL SOK PTPBR L/P</p>	 <p>TE Part # 60620-1 CMNL PIN 20-14 TPBR L/P</p>	 <p>TE Part # 60617-1 CMNL SOK SNBR L/P</p>


 <p>TE Part # 1-480425-0 04P CMNL PLUG HSG P/M NATL</p>	 <p>TE Part # 60620-4 CMNL PIN 20-14 TPPHBZ L/P</p>	 <p>TE Part # 163304-2 MATENLOK SOCKET SDW</p>	 <p>TE Part # 163305-2 MATENLOK PIN SDW</p>
 <p>TE Part # 60619-4 CMNL SOK PTPPHBZ L/P</p>	 <p>TE Part # 1-480424-0 04P CMNL PLUG HSG F/H NATL</p>	 <p>TE Part # 61118-5 CMNL PIN 20-14 AUNIBR</p>	 <p>TE Part # 61314-6 CMNL SOK S/F 24-18 .0125AUPHBZ</p>
 <p>TE Part # 1-480424-9 04P CMNL PLUG HSG F/H BLK</p>	 <p>TE Part # 61117-5 CMNL SOK 20-14 AUBR</p>	 <p>TE Part # 350557-4 MNL SOK SPECIAL .0125PTPHBZ</p>	 <p>TE Part # 61314-4 CMNL SOK 24-18 TPPHBZ</p>

Also in the Series | Commercial MATE-N-LOK

 <p>Connector Contacts(26)</p>	 <p>Crimp Wire Pins, Tabs & Ferrules(3)</p>	 <p>Insertion & Extraction Tools(5)</p>	 <p>Power Contacts(129)</p>
 <p>Rectangular Caps & Covers(2)</p>	 <p>Rectangular Connector Housings(17)</p>	 <p>Rectangular Connector Seals(1)</p>	 <p>Rectangular Power Connectors(170)</p>



Standard Circular Connectors(4)



Standard Rectangular Connectors(10)



Wire-to-Board Connector Contacts(1)

Documents

Product Drawings

[04P CMNL CAP HSG F/H BLK](#)

English

CAD Files

[3D PDF](#)

3D

Customer View Model

[ENG_CVM_CVM_1-480426-9_AF.2d_dxf.zip](#)

English

Customer View Model

[ENG_CVM_CVM_1-480426-9_AF.3d_igs.zip](#)

English

Customer View Model

[ENG_CVM_CVM_1-480426-9_AF.3d_stp.zip](#)

English

By downloading the CAD file I accept and agree to the [Terms and Conditions](#) of use.

Datasheets & Catalog Pages

[SOFT_SHELL_PIN_SOCKET_CONNECTORS_STANDARD_DENSITY](#)

English

Product Specifications

[Application Specification](#)

English

Instruction Sheets

[Instruction Sheet \(U.S.\)](#)

English

[Instruction Sheet \(U.S.\)](#)

English

Agency Approvals

[Agency Approval Document](#)

English

1-480426-9

Rectangular Power Connectors, Housing, Receptacle, Wire-to-Wire, 4 Position, 5.08 mm [.2 in] Centerline, Wire & Cable, UL 94V-2, Commercial MATE-N-LOK

